



### Key commodity products imported per EU member state

Commodity Groups	EU27 Member States																										
	AT	BE	BG	HR	CY	CZ	DK	EE	FI	FR	DE	EL	HU	IE	IT	LV	LT	LU	MT	NL	PL	PT	RO	SK	SI	ES	SE
Cattle																											
Cocoa																											
Coffee																											
Palm oil																											
Rubber																											
Soy																											
Wood																											

## LEGEND

**Cattle**

- Meat of bovine animals, fresh or chilled
- Meat of bovine animals, frozen
- Meat or offal of bovine animals, prepared or preserved
- Raw skins and hides
- Tanned or crust skins and hides
- Leather further prepared

**Coffee**

- Coffee, whether or not roasted or decaffeinated

**Cocoa**

- Cocoa beans
- Cocoa paste
- Chocolate
- Cocoa powder
- Cocoa butter

**Rubber**

- Natural rubber
- New pneumatic tires
- Vulcanised rubber thread and cord

**Soy**

- Soy beans
- Soybean oil and its fractions
- Soy oilcake and meal
- Soybean flour

**Palm oil**

- Palm oil and its fractions
- Palm Oilcake
- Fatty acids, industrial, monocarboxylic
- Palmitic acid, stearic acid, their salts and esters
- No trade




**Wood**


- Fuel wood
- Pulp of wood or of other fibrous cellulosic material
- Wood in the rough
- Wood sawn or chipped lengthwise
- Paper and paperboard






# EU Overview

## Total import volumes per forest-risk commodity

HS code	Products	Total non-EU imports in EU27 by volume (MT) in 2023	Relative share of each product per commodity group (%)	
	0102	Live cattle	286	0%
	0201	Meat fresh or chilled	171,046	25%
	0202	Meat frozen	79,974	12%
	0206 10	Edible offal fresh or chilled	5,857	1%
	0206 22	Edible livers frozen	120	0%
	0206 29	Edible offal frozen	4,149	1%
	1602 50	Meat prepared or preserved	15,611	2%
	4101	Raw hides and skins	115,160	17%
	4104	Tanned or crust hides and skins	256,656	38%
	4107	Further prepared leather	31,526	5%
	<b>TOTAL</b>	680,385	100%	
.....				
	1201	Soy beans	13,328,820	46%
	1208 10	Soybean flour	24,648	0%
	1507	Soybean oil and its fractions	608,451	2%
	2304	Soy oilcake and meal	15,222,705	52%
		<b>TOTAL</b>	31,659,324	100%
.....				
	1207 10	Palm nuts and kernels	489	0%
	1511	Palm oil and its fractions	4,549,760	48%
	1513 21	Crude palm kernel	396,490	4%
	1513 29	Palm kernel	190,519	2%
	2306 60	Oilcake	166,295	17%
	2905 45	Glycerol	73,529	1%
	2915 70	Palmitic acid, stearic acid	62,957	1%
	2915 90	Acids	186,377	2%
	3823 11	Stearic acid, industrial	85,963	1%
	3823 12	Stearic acid, industrial	49,799	1%
	3823 19	Fatty acids, industrial, monocarboxylic	2,017,373	21%
	3823 70	Fatty alcohols, industrial	246,439	3%
		<b>TOTAL</b>	9,522,654	100%

HS code	Products	Total non-EU imports in EU27 by volume (MT) in 2023	Relative share of each product per commodity group (%)	
	4401	Fuel wood	10,033,475	24%
	4402	Wood charcoal	583,120	1%
	4403	Wood in the rough	5,778,542	14%
	4404	Hoopwood	87,580	0%
	4405	Wood wool	5,834	0%
	4406	Railway or tramway sleepers	21,069	0%
	4407	Wood sawn or chipped lengthwise	2,479,140	6%
	4408	Sheets for veneering	248,887	1%
	4409	Wood continuously shaped	236,110	1%
	4410	Particle board	587,476	1%
	4411	Fibreboard of wood	489,296	1%
	4412	Plywood, veneered panels	1,298,863	3%
	4413	Metallised wood	17,609	0%
	4414	Wooden frames	49,522	0%
	4415	Packing	889,505	2%
	4416	Casks, barrels, vats, tubs	46,811	0%
	4417	Tools	17,435	0%
	4418	Builders' joinery and carpentry of wood	444,573	1%
	4419	Tableware and kitchenware	103,159	0%
	4420	Wood marquetry	67,791	0%
	4421	Other articles of wood	416,445	1%
	47	Pulp of wood	8,398,555	20%
	48	Paper and paperboard	5,869,827	14%
	49(00)	Printed papers	335,714	1%
	9401	Seats	1,659,876	4%
	9403 30	Wooden furniture - Offices	58,336	0%
	9403 40	Wooden furniture - Kitchen	506,656	1%
	9403 50	Wooden furniture - Bedroom	361,175	1%
9403 60	Other wooden furniture	893,779	2%	
9403 91	Parts of furniture of wood (excl. seats)	98,461	0%	
9406 10	Prefabricated buildings of wood	55,089	0%	
	<b>TOTAL</b>	42,139,708	100%	

HS code	Products	Total non-EU imports in EU27 by volume (MT) in 2023	Relative share of each product per commodity group (%)	
	1801	Cocoa beans	1,702,332	63%
	1802	Cocoa shells	5,656	0%
	1803	Cocoa paste	374,196	14%
	1804	cocoa butter	253,897	9%
	1805	Cocoa powder	53,240	2%
	1806	Chocolate	299,180	11%
		<b>TOTAL</b>	2,688,501	100%
.....				
	0901	Coffee, whether or not roasted or decaffeinated	2,744,844	100%
		<b>TOTAL</b>		
.....				
	4001	Natural rubber	1,021,879	24%
	4005	Compounded rubber	89,355	2%
	4006	Unvulcanised rubber	6,345	0%
	4007	Vulcanised rubber	8,915	0%
	4008	Plates, sheets, strips, rods	104,047	2%
	4010	Conveyer of vulcanised rubber	89,971	2%
	4011	New pneumatic tyres	2,193,656	51%
	4012	Retreated or used pneumatic tyres	125,092	3%
	4013	Inner tubes of rubber	20,055	0%
	4015	Articles of apparel and clothing accessories	251,558	6%
	4016	Articles of vulcanised rubber	402,770	9%
4017	Hard rubber	2,808	0%	
	<b>TOTAL</b>	4,314,452	100%	



# EU Overview

## Top-5 recipient countries per forest-risk commodity

### CATTLE

HS Codes	Products	Top-5 EU recipient countries of non-EU supply in 2023, ranked by volume (MT)				
		#1	#2	#3	#4	#5
0102	Live cattle	Spain	Germany	Romania	Hungary	Austria
0201	Meat of bovine animals fresh or chilled	Netherlands	France	Germany	Ireland	Italy
0202	Meat of bovine animals frozen	Italy	Netherlands	Ireland	France	Spain
0206 10	Edible offal fresh or chilled	France	Germany	Ireland	Spain	Netherlands
0206 22	Edible livers frozen	Germany	France	Netherlands	Ireland	Denmark
0206 29	Edible offal frozen	France	Netherlands	Ireland	Germany	Poland
1602 50	Prepared or preserved meat or offal	Belgium	Netherlands	Ireland	Italy	France
4101	Raw hides and skins	Italy	Sweden	France	Austria	Netherlands
4104	Tanned or crust hides and skins	Italy	Spain	Portugal	Austria	Poland
4107	Further prepared leather	Italy	Germany	Spain	Poland	Netherlands



### SOY

HS Codes	Products	Top-5 EU recipient countries of non-EU supply in 2023, ranked by volume (MT)				
		#1	#2	#3	#4	#5
1201	Soy beans	Netherlands	Spain	Germany	Italy	Portugal
1507	Soybean oil and its fractions	Poland	Spain	Netherlands	Italy	Denmark
2304	Soy oilcake or meal	Poland	Netherlands	France	Spain	Germany
1208 10	Soybean flour	Ireland	Netherlands	Poland	Romania	Italy



### COFFEE

HS Codes	Products	Top-5 EU recipient countries of non-EU supply in 2023, ranked by volume (MT)				
		#1	#2	#3	#4	#5
0901	Coffee, whether or not roasted or decaffeinated	Germany	Italy	Belgium	Spain	France





# PALM OIL

HS Codes	Products	Top-5 EU recipient countries of non-EU supply in 2023, ranked by volume (MT)				
		#1	#2	#3	#4	#5
1207 10	Palm nuts and kernels	Poland	Netherlands	France	Portugal	Germany
1511	Palm oil and its fractions	Netherlands	Spain	Italy	Germany	Sweden
1513 21	Crude palm kernel	Germany	Netherlands	Spain	Italy	Belgium
1513 29	Palm kernel	Germany	Spain	Sweden	Greece	Belgium
2306 60	Palm oilcake	Netherlands	Germany	Spain	Ireland	Portugal
2905 45	Glycerol	Netherlands	Spain	Italy	Belgium	France
2915 70	Palmitic acid, stearic acid	Netherlands	Spain	Germany	Sweden	Italy
2915 90	Saturated acyclic monocarboxylic acids	Netherlands	Belgium	Germany	Spain	Italy
3823 11	Stearic acid, industrial	Netherlands	Spain	Germany	Italy	France
3823 12	Oleic acid, industrial	Netherlands	Belgium	Spain	Italy	Sweden
3823 19	Fatty acids, industrial, monocarboxylic	Netherlands	Italy	Spain	Sweden	Belgium
3823 70	Fatty alcohols, industrial	Netherlands	Belgium	Germany	Spain	France



# COCOA

HS Codes	Products	Top-5 EU recipient countries of non-EU supply in 2023, ranked by volume (MT)				
		#1	#2	#3	#4	#5
1801	Cocoa beans	Netherlands	Belgium	Germany	Spain	Italy
1802	Cocoa shells	Netherlands	Lithuania	Belgium	Germany	Spain
1803	Cocoa paste	Netherlands	Spain	France	Germany	Poland
1804	Cocoa butter	Netherlands	Germany	France	Italy	Ireland
1805	Cocoa powder	Netherlands	Germany	Italy	France	Poland
1806	Chocolate	France	Germany	Ireland	Netherlands	Poland





# RUBBER



HS Codes	Products	Top-5 EU recipient countries of non-EU supply in 2023, ranked by volume (MT)				
		#1	#2	#3	#4	#5
4001	Natural rubber	Spain	Germany	Belgium	Poland	Italy
4005	Compounded rubber	Belgium	Germany	Italy	Spain	Poland
4006	Unvulcanised rubber	Netherlands	Germany	Belgium	Poland	Czechia
4007	Vulcanised rubber	Italy	Poland	Spain	Germany	Greece
4008	Plates, sheets, strips, and rods	Netherlands	Germany	Italy	Greece	France
4010	Conveyer of vulcanised rubber	Netherlands	Italy	Germany	France	Poland
4011	New pneumatic tyres	Germany	Netherlands	Italy	Spain	France
4012	Retreaded or used pneumatic tyres	Germany	Belgium	Netherlands	France	Italy
4013	Inner tubes of rubber	Germany	Netherlands	Spain	France	Italy
4015	Articles of apparel and clothing accessories	Germany	Netherlands	Italy	Spain	Poland
4016	Articles of vulcanised rubber	Germany	Netherlands	Italy	France	Spain
4017	Hard rubber	Spain	Belgium	France	Greece	Denmark

# WOOD



HS Codes	Products	Top-5 EU recipient countries of non-EU supply in 2023, ranked by volume (MT)				
		#1	#2	#3	#4	#5
4401	Fuel wood	Netherlands	Denmark	Sweden	Italy	Portugal
4402	Wood charcoal	Poland	Germany	Netherlands	Greece	Italy
4403	Wood in the rough	Sweden	Belgium	Germany	Portugal	Italy
4404	Hoopwood	Ireland	Latvia	Poland	Portugal	Netherlands
4405	Wood wool	Germany	Denmark	Hungary	Czechia	Sweden
4406	Railway or tramway sleepers	Belgium	Croatia	France	Poland	Germany
4407	Wood sawn or chipped lengthwise	Belgium	Sweden	Italy	Netherlands	Germany
4408	Wood sheets for veneering	France	Italy	Spain	Poland	Greece



# WOOD



HS Codes	Products	Top-5 EU recipient countries of non-EU supply in 2023, ranked by volume (MT)				
		#1	#2	#3	#4	#5
4409	Wood continuously shaped	France	Netherlands	Germany	Belgium	Italy
4410	Particle board	Poland	Germany	Sweden	Netherlands	Greece
4411	Fibreboard of wood	Romania	Bulgaria	Germany	Poland	Spain
4412	Plywood, veneered panels	Belgium	Germany	Poland	Italy	Netherlands
4413	Metallised wood and other densified wood	Netherlands	Belgium	Germany	Italy	Ireland
4414	Wooden frames	Netherlands	Germany	France	Spain	Poland
4415	Wood packing	Sweden	Poland	Germany	Italy	Slovenia
4416	Casks, barrels, vats, tubs, and other coopers' products	Ireland	Spain	France	Bulgaria	Netherlands
4417	Wood tools	Germany	Netherlands	Greece	Italy	Romania
4418	Builder's joinery	Belgium	France	Netherlands	Germany	Italy
4419	Tableware and kitchenware	Germany	Netherlands	France	Italy	Spain
4420	Wood marquetry and inlaid wood	Netherlands	Germany	France	Spain	Poland
4421	Other articles of wood	Germany	France	Italy	Netherlands	Poland
47	Pulp of wood or of other fibrous cellulosic material	Italy	Germany	Netherlands	Spain	Belgium
48	Paper and paperboard	Germany	Italy	Belgium	Spain	Netherlands
49	Products of the printing industry	Netherlands	France	Germany	Ireland	Italy
9401	Seats	Germany	France	Netherlands	Poland	Spain
9403 30	Wooden furniture (offices)	Germany	Greece	Netherlands	France	Poland
9403 40	Wooden furniture (kitchen)	Ireland	France	Germany	Romania	Poland
9403 50	Wooden furniture (bedroom)	Germany	France	Netherlands	Romania	Italy
9403 60	Other wooden furniture	Germany	France	Netherlands	Poland	Spain
9403 91	Parts of furniture of wood (excl. seats)	Germany	Italy	France	Netherlands	Sweden
9406 10	Prefabricated buildings of wood	Germany	Finland	Italy	Sweden	France